



University of Vocational Technology
Online Portal

User Guide for Registration

1 Click register in the <https://portal.uovt.ac.lk>

Fill the registration form by giving correct information

2 Email verification

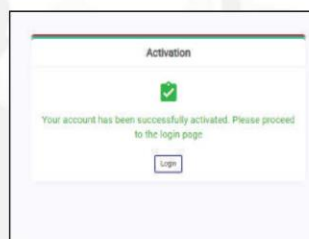
You will receive an email with an activation link to your account

click the [Verify Now](#)



3 Login to the Portal


Type the Username (or Email) and Password that you used in registration



4

Welcome to the Portal

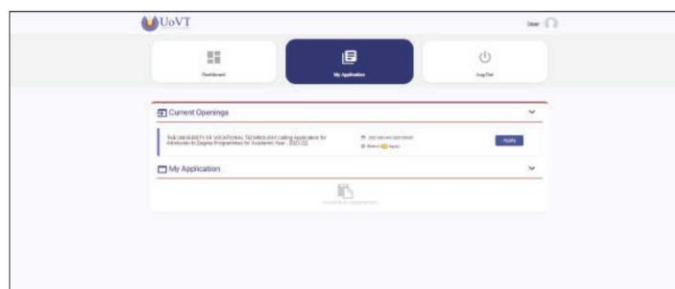
Now you have successfully registered and logged into the portal



5


Find Applications

Go to "My application" Tab



6

Select the suitable application and apply

- All available Applications are listed on the  **Current Openings**
- Click  button to open the application form (instructions to fill the form are appeared at the top of the form)
- When you start the "apply" process, your application will be listed in  **My Application** section. You can edit your application until you submit or until the application submission deadline.